

DOWN/LIGHT (A Key) _____

_____ (D Key) UP

MODE (B Key) _____

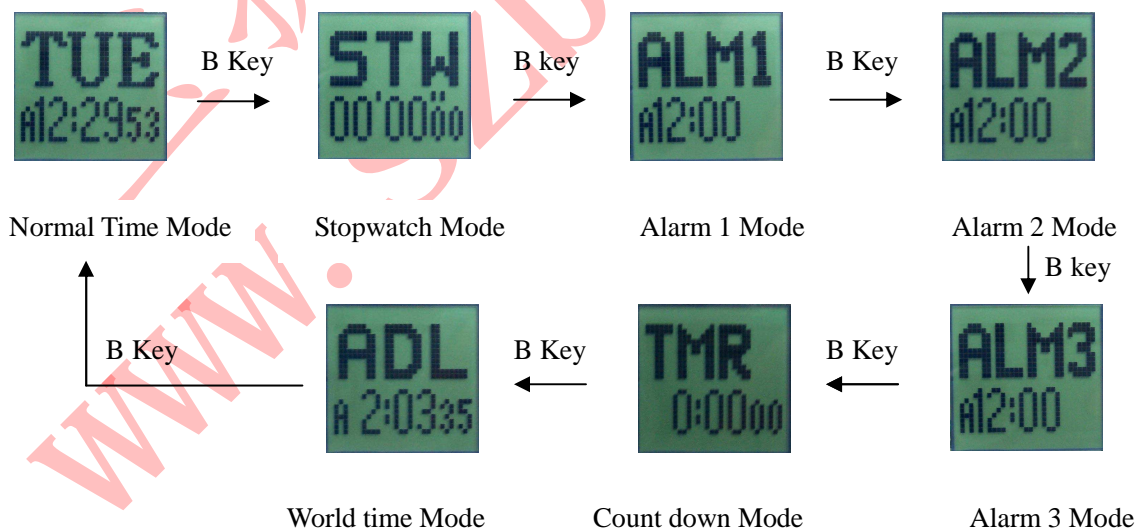
_____ (C Key) SET



A . Features

- Timer function, display for hour,minute,second,year,month,date,week,picture,ad words is: We are the world.
- Calendar:A.D.2000-2099, default date is (2207-01-01)
- Stopwatch: Maximum time-keeping is 23hours 59minutes 59seconds 99 , it will run with 0 again if over this range
- Alarm: 3 groups of alarms can be settled, alarm with chime tone: dididi, alarm for 1 minute each time.
- Count down: Maximum time setting is 23 hours 59minutes 59seconds, countdown time to “0” for 1minute.
- World time: 40 time zones can be inquired.
- 6 kinds of language selectable for calendar display(English,German,French, Spanish,Italy,Chinese)
- 12/24H format selectable.
- EL backlight

B . Product Function Mode



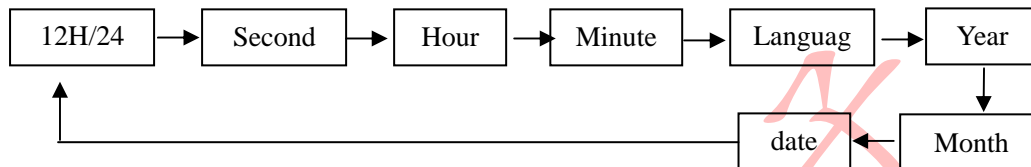
1. Timer Mode

- Under normal time setting, Press B key to select operation mode. Press A key EL for 3 seconds, if the screen is jumping, then it will stop for 6 seconds (EL will out of use under world time mode or setting mode).

- Press and hold A key for 3 seconds change to week or month, date display, Press D key to display correct world zone

2. Time setting Mode

- Under timer mode , press and hold C key for 2 seconds enter into time setting mode along with 12H/24H blinking, press B key to step sequentially through the following items:



Press A key for 1 descending in the desired setting item, press and hold A key to decrease quickly.

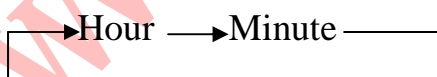
- Press D key for 1 in ending in the desired setting item, press and hold A key to advance quickly.
- When enter into second blinking, press D key to return to zero
- When enter into language blinking, press A or D key can select ENG→DEU→FRA→ESP→ITA→CHN
- It will back to normal time mode if without any keystroke operation within 1 minute.

3. Stopwatch setting mode

- Stopwatch time-keeping range is 23 hours 59 minutes, 59 seconds 99.
- Stopwatch run from 0.01 seconds, and running by second after 30 minutes.
- Under stopwatch mode, press D key once for stopwatch running, press D key again to stop, press C key to reset after stopwatch stopped.
- Under stopwatch mode , press D key for running, press C key enter into subsection running, press D key again exit subsection running, at the same time stopwatch mode stopped; When exit subsection running, press C key to display all stopwatch time, press C key again to reset .
- Under the Stopwatch running, Press B key return back to normal time mode, stopwatch running in the backside.
- If stopwatch display “0”, and it will back to normal time mode if without any keystroke operation within 1 minute.

4. Alarm setting mode


- Under Alarm setting Mode , Press D key to turn on/off alarm symbol “🔔”
- Press and keep C key for two seconds enter into setting mode, press B key for item select :



- Press A key for 1 descending in the desired setting item, press and hold A key to decrease quickly.
- Press D key for 1 in ending in the desired setting item, press and hold A key to advance quickly.
- Under the alarm on mode ,when reach the alarming time, it will alarm for 60 seconds and then stop automatically

- The same setting mode for three groups of alarm.
- It will back to normal time mode if without any keystroke operation within 1 minute.


5. Count down setting mode

- Under count down mode, press D key to turn on/off, the symbol “” will blink after enter into count down, when counting down to 0:00:00, the bell will ring for 1 minute.
- After stop ringing, press and hold C key for 2 seconds enter into count down setting.
- press B key for following item select:

→ Hour → Minute → second →

- Press A key for 1 descending in the desired setting item, press and hold A key to decrease quickly.
- Press D key for 1 in rendering in the desired setting item, press and hold A key to advance quickly.
- Under counting down mode, press D key to stop, press D key again to return to zero
- Press B key back to normal time mode, Count down working in the backside.
- If the count down turn to “0”, and it will back to normal time setting if without any keystroke within 1 minute

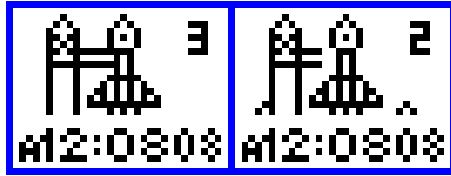
6. World time zone mode

- Press B select the world time display, press A or D key for inquiring
- Press and Hold A or D for 2 seconds to inquire upper or nether world time zone.
- Press C key to turn on/off summer time “”。
- Press and hold C key for 2 seconds change the current time zone to calendar time, and back to calendar mode.
- It will back to normal time mode if without any keystroke operation within 1 minute.

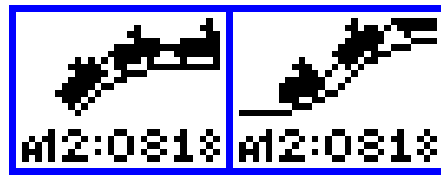
World time comparison table :

City Code	City	GMT Differential	City Code	City	GMT Differential
ADL	ADELAIDE	+9.5	LON	LONDON	+00
ANC	ANCHORAGE	-09	MEX	MEXICO CITY	-06
BER	BERLIN	+01	MIA	MIAMI	-05
BKK	BANGKOK	+07	MIL	MILAN	+01
CAI	CAIRO	+02	MLE	MALE	+05
CCS	CARACAS	-04	NOU	NOUMEA	+11
CHI	CHICAGO	-06	NYC	NEW YORK	-05
DAC	DHAKA	+06	PAR	PARIS	+01
DEL	DELHI	+5.5	PPG	PAGO PAGO	-11
DEN	DENVER	-07	RGN	YANGON	+6.5
DXB	DUBAI	+04	RIO	RIO DE JANEIRO	-03
GUM	GUAM	+10	ROM	ROME	+01
HKG	HONGKONG	+08	SEL	SEOUL	+09
HNL	HONOLULU	-10	SFO	SAN FRANCISCO	-08
IST	ISTANBUL	+02	SIN	SINGAPORE	+08
JED	JEDDAH	+03	SYD	SYDNEY	+10
JRS	JERUSALEM	+02	THR	TEHRAN	+3.5
KBL	KABUL	+4.5	TYO	TOKYO	+09
KHI	KARACHI	+05	WLG	WELLINGTON	+12
LAX	LOS ANGELES	-08	VAR	VANCOUVER	-08

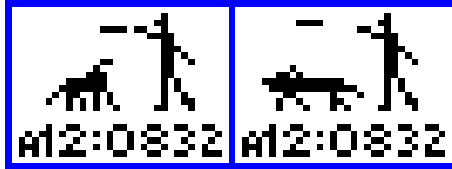
Picture:




Secondary Planet fighting




scenic railway



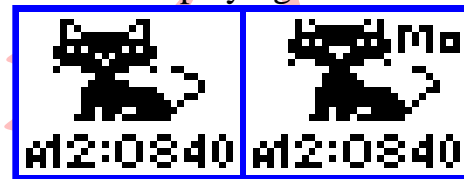
Flying disk training



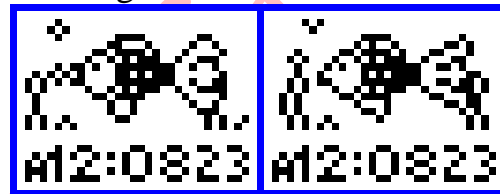
fur seal playing ball



Dolphin surfing



kitty swinging



Fish swimming

(I) Week:

ENG	DEU	FRA	ESP	ITA	CHN
SUN	SON	DIM	DOM	DOM	星期日
MON	MON	LUN	LUN	LUN	星期一
TUE	DIE	MAR	MAR	MAR	星期二
WED	MIT	MER	MIE	MER	星期三
THU	DON	JEU	JUE	GIO	星期四
FRI	FRE	VEN	VIE	VEN	星期五
SAT	SAM	SAM	SAB	SAB	星期六

(II) Month:

ENG	DEU	FRA	ESP	ITA	CHN
JAN	JAN	JAN	ENE	GEN	1 月
FEB	FEB	FEV	FEB	FEB	2 月
MAR	MAR	MAR	MAR	MAR	3 月
APR	APR	AVR	ABR	APR	4 月
MAY	MAI	MAI	MAY	MAG	5 月
JUN	JUN	JUI	JUN	GIU	6 月
JUL	JUL	JUI	JUL	LUG	7 月
AUG	AUG	AOU	AGO	AGO	8 月
SEP	SEP	SEP	SEP	SET	9 月
OCT	OKT	OCT	OCT	OTT	10 月
NOV	NOV	NOV	NOV	NOV	11 月
DEC	DEC	DEC	DIC	DIC	12 月

(III) Year:

ENG	DEU	FRA	ESP	ITA	CHN
YR	YR	EN	YR	YR	年

C. Specification

- Movement dimension (Include outer) : 29*31mm
- Thickness (include buzzer) : 8.55±0.15mm
- Work temperature : -10℃~+60℃
- Work voltage : 3.0V
- Time Veracity : ±60s/Month
- Battery type : CR2025
- Static maximum drive current : ≤6.5u A (T=25℃)
- Static average drive current : ≤4.5u A (T=25℃)
- Alarm ring current : ≤2.5m A
- Lighting current : ≤10m A
- battery life term (Calculate according to 20 seconds alarm
for each day3 seconds EL for 2 times each day) : 24 months

	制 作	审 核	批 准
签 名	冯碧颜	赵星亮	宋检望
日 期	09/06/07	09/06/18	09/06/18