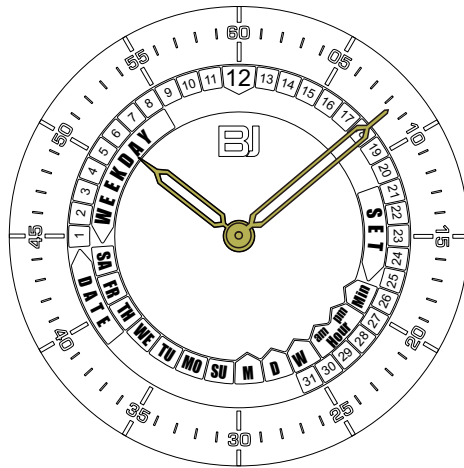


BJA005 Analog Module

Operation Manual

Revision A1



By:

Tom Tang

Jan 28, 2021

Revision History

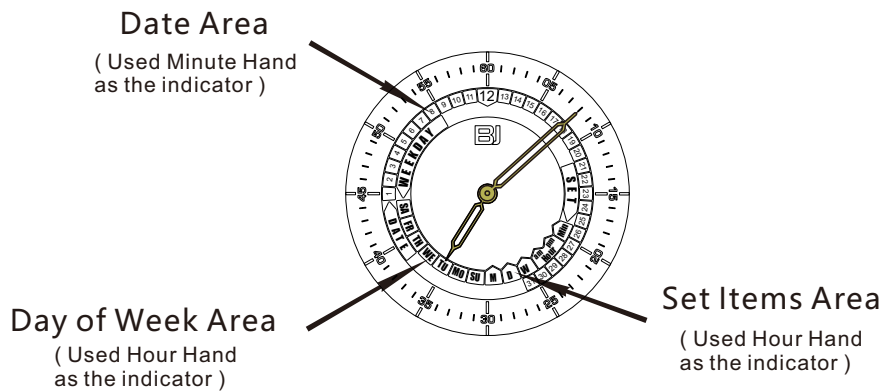
2021 - 01 - 28 Built preliminary version A1

Catalog

1. Function Description-----	3
2. Key Description-----	3
3. Operation Manual-----	4
4. Appendix : Moudle Sepecification-----	5

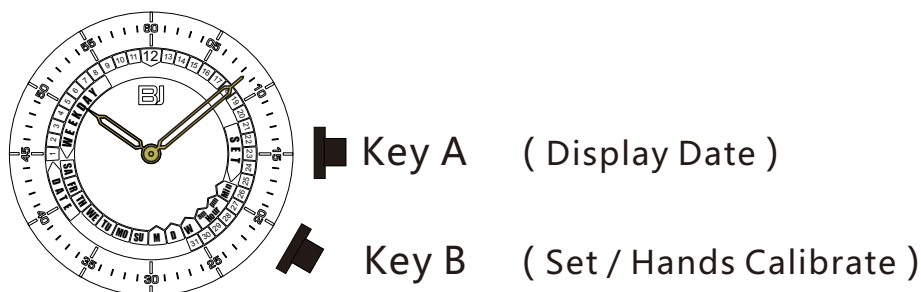
1. Function Description

1. 1. Analog Time display in Hour and Minute by Gear box hands
1. 2. Analog Date display in Day and The day of Week by Gear box hands
1. 3. All hands are enable to calibrate manually

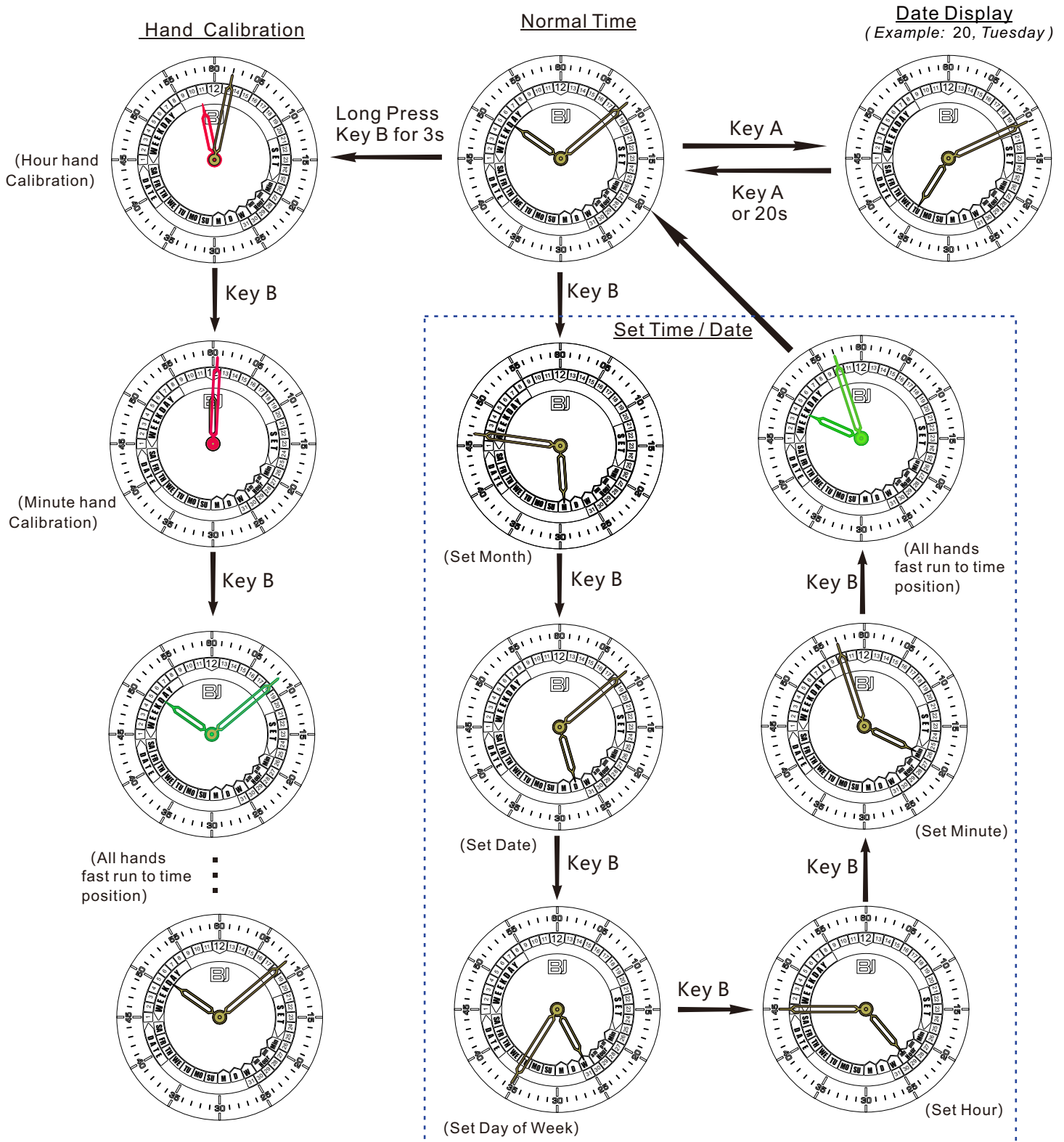


2. Key Description

Module included two keys which called Key A and Key B, as below:



3. Operation Manual



- Noted:
1. In above diagram, the hand is red means it can be adjusted and the green hand means it is running.
 2. In Time Set state, Hour hand is used to indicate current set item and Minute hand is used to point setting value. Press of Key A can adjust the setting value.
 3. During Hour setting, the set item indicator (Hour hand) will change point position between AM and PM base on current hour value
 4. In Hands calibration state, short press of Key A, the hand run 1 degree clockwise, long press of Key A will enter fast adjust state.
 5. No any user input for one minute in Time set or Hands calibration state, current setting are confirmed and all hands fast go back to time position.

4. Appendix Module Specification

Module Diameter:	Ø31.00mm
Module Thickness:	6.00mm
Working Temperature:	-10°C~60°C
Working Voltage:	3.0 V
Normal Time Run Current:	< 8.5 uA
Motor Fast Run Current :	< 2.5mA
Battery:	Maxell CR2016 (90mAh)
Est. Battery Life:	24 months