


BJA010 Analog Module

Operation Manual

Revision A1



By:

Tom Tang

May 04, 2021

Revision History


2021 - 05 - 04 Built preliminary version A1

Catalog

1. Function Description-----	3
2. Key Description-----	3
3. Operation Manual-----	4
4. Appendix : Moudle Sepecification-----	5

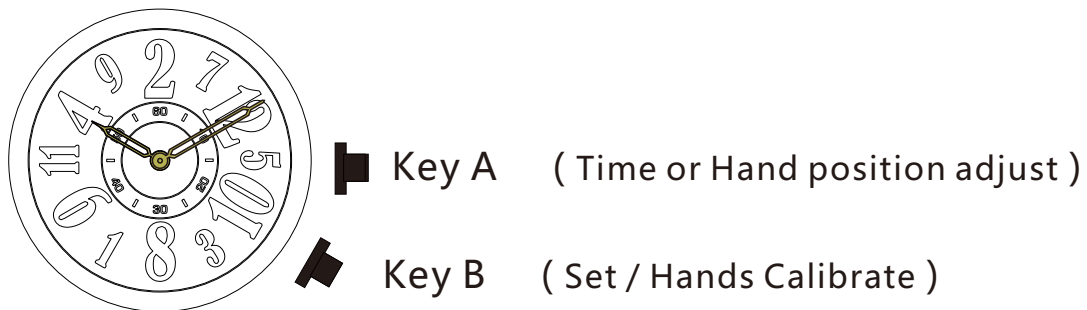
1. Function Description

- 1.1. Analog Time Display in Hour and Minute.
The Hour display is jumped, as below:
- 1.2. All hands can be calibrated manually

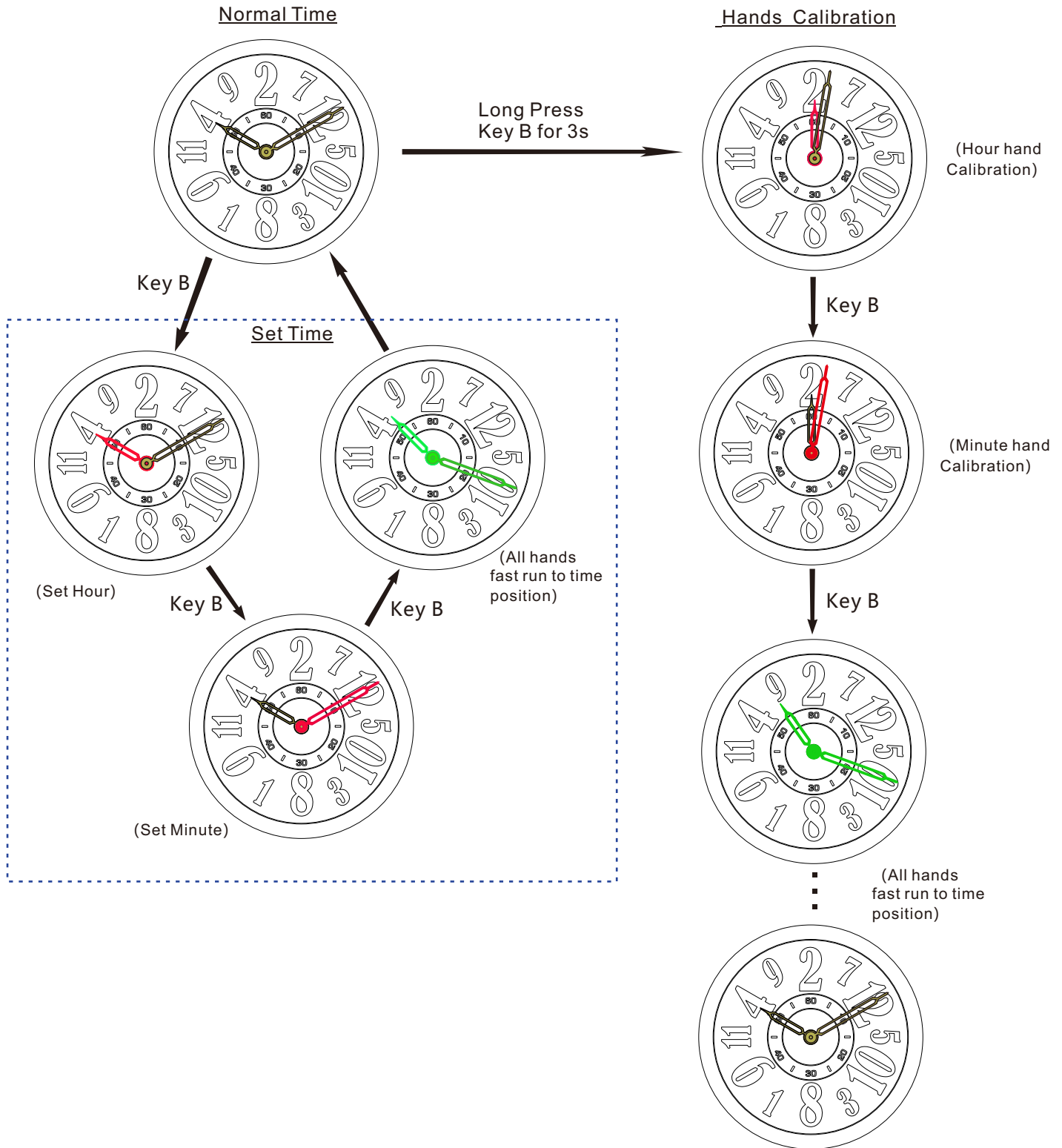


2. Key Description

Module included two keys which called Key A and Key B, as below:



3. Operation Manual



- Noted:
1. In above diagram, the hand is red means it can be adjusted and the green hand means it is running.
 2. In Normal Time running state, depress of Key B can set the Hour, press Key B again will enter Minute Set State, after then press Key B again, all time set will be confirmed and go back to normal time display. During set Hour and Minute, depress of Key A will adjust Hour or Minute value.
 3. In Hands calibration state, short press of Key A, the hand run 1 degree clockwise, long press of Key A will enter fast adjust state.
 4. No any user input for one minute in Time set or Hands calibration state, current setting are confirmed and all hands fast go back to time position.

4. Appendix Module Specification

Module Diameter:	Ø31.00mm
Module Thickness:	6.00mm
Working Temperature:	-10°C~60°C
Working Voltage:	3.0 V
Normal Time Run Current:	< 8.5 uA
Motor Fast Run Current :	< 2.5mA
Battery:	Maxell CR2016 (90mAh)
Est. Battery Life:	24 months