

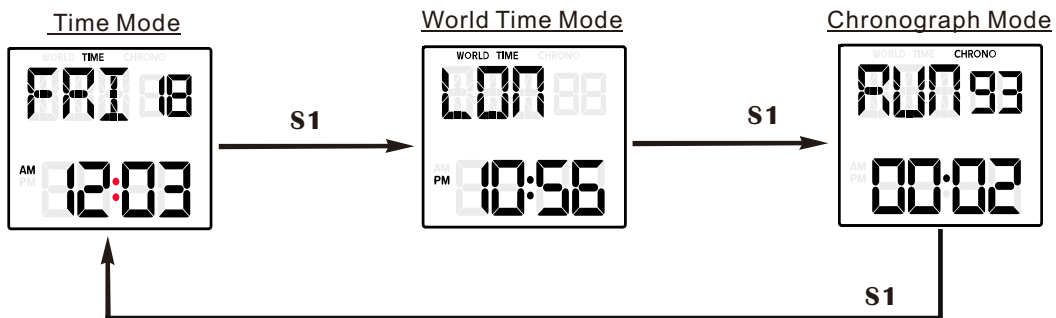
## 1. Function Description

The watch shall possess the following features and functions

- Time & Date
  - Digital Time Display (Hour, Minute, Second), Optional 12H or 24H hour format
  - Digital Date Display ( Month, Date, Day of Week )
  - World Time, time for 85 world cities
  
- Chronograph
  - 1/100 - second resolution, count up to 24 hours
  - No lap record
  
- EL Backlight
  - Build in EL backlight

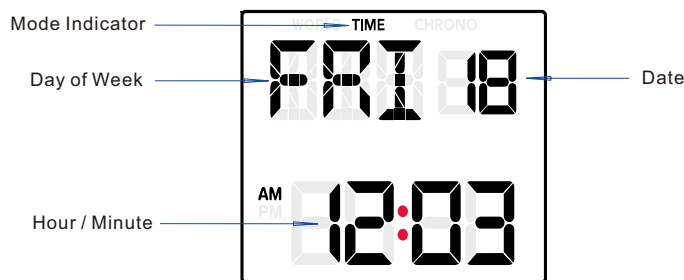
## 2. Mode Architecture

The watch employs classic mode architecture for navigation between modes, Time mode is the default mode and the user can press button **S1** to change current function mode repeatedly. The operation as below:



## 3. Operation in Time of Day

The display in Time mode is shown below:

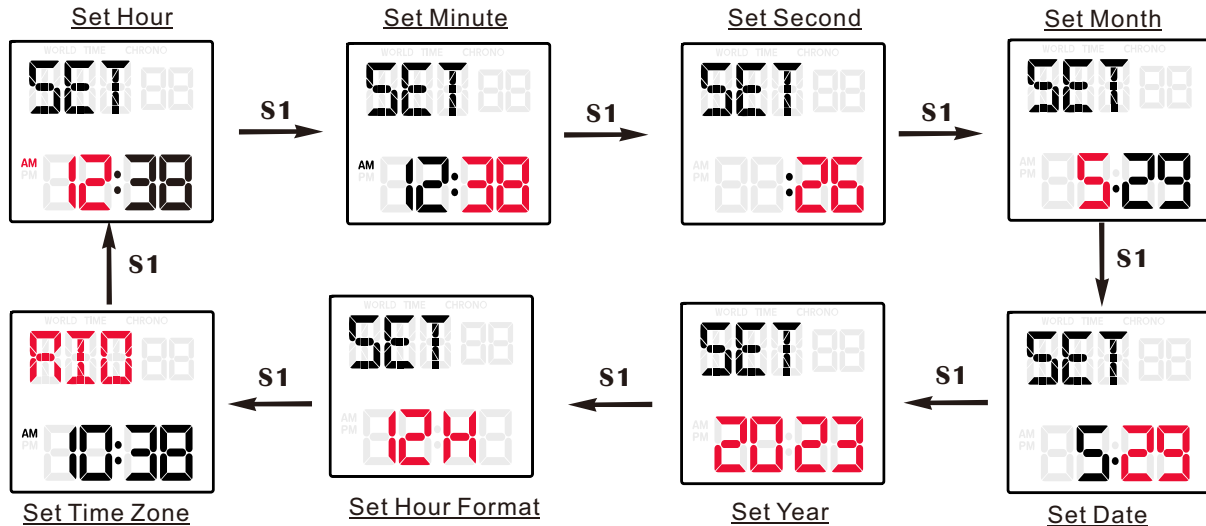


### Basic Operations:

- > Press button **S1** will change to next function mode World Time
- > Press button **S4** will turn on EL backlight for 3 seconds
- > Long press button **S2** for 3 seconds will enter Time Set state

## How to set Digital Time and Date:

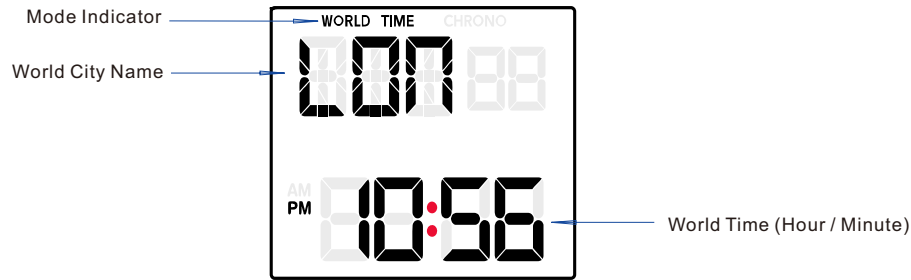
Long press button **S2** for 3 seconds under Time display state, Hour is blinking, means it has enter set state and Hour is the first set item, press button **S1** to change the set item, press button **S2** or **S3** will change setting value. The operation please see in next page:



- > When setting Hour, Minute, Month, Date and Year, press button **S3** will increase setting value, press button **S2** will decrease setting value, long press of this button 1 second and held will continue with fast adjustment of the setting value. Release of this button will exit of the fast adjustment state.
- > When setting Second, press button **S3** or **S2** will force second value reset to zero.
- > When setting Hour format, press button **S3** or **S2**, hour format is toggled between **12H** and **24H** format.
- > In set state, pressing and hold button **S1** for 3 seconds or no any key action for 3 minutes, all setting are saved and then exit to normal time display automatically.

## 3. Operation in World Time Mode

The display in World Time mode is shown below:



### Basic Operations:

- > Press button **S1** will change to next function mode Chronograph
- > Press button **S2** will change world time to last city.
- > Press button **S3** will change world time to next city.
- > Press button **S4** will turn on EL backlight for 3 seconds

### World Time Zones:

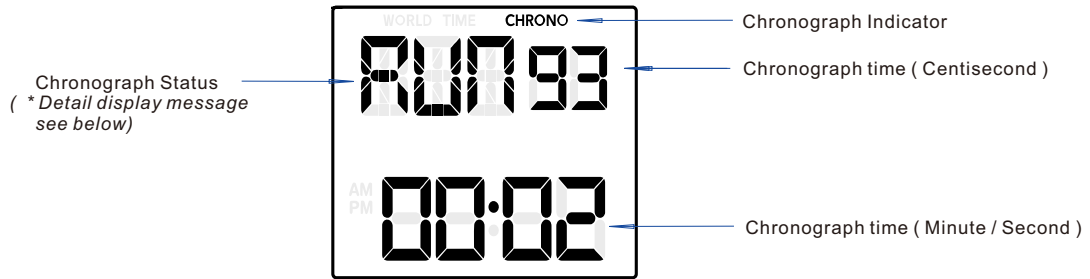
Index	City Code	City Name	UTC Offset	Remark
1	PPG	Pago Pago, AS	-11:00	
2	HNL	Honolulu, US	-10:00	
3	ANC	Anchorage, US	-9:00	
4	AKT	Alaska Standard	-9:00	
5	LAX	Los Angeles, US	-8:00	
6	YVR	Vancouver, CA	-8:00	
7	PST	Pacific Standard	-8:00	
8	DEN	Denver	-7:00	
9	YEA	Edmonton	-7:00	
10	MST	Mountain Standard	-7:00	
11	CHI	Chicago	-6:00	
12	MEX	Mexico City	-6:00	
13	YWG	Winnipeg	-6:00	
14	CST	Central Standard	-6:00	
15	MIA	Miami	-5:00	
16	NYC	New York	-5:00	
17	YTO	Toronto	-5:00	
18	EST	Eastern Standard	-5:00	
19	CCS	Caracas	-4:00	
20	YHZ	Halifax	-4:00	
21	SCL	Santiago	-4:00	
22	AST	Atlantic Standard	-4:00	
23	YYT	St. Johns	-3:30	
24	BUE	Buenos Aires	-3:00	
25	RIO	Rio De Janerio	-3:00	
26	WGT	West Greenland	-3:00	
27	FEN	Fernando de Noronha	-2:00	
28	RAI	Praia	-1:00	
29	EGT	East Greenland	-1:00	
30	UTC	Coordinated Universal Time	0:00	

( Continued ... )

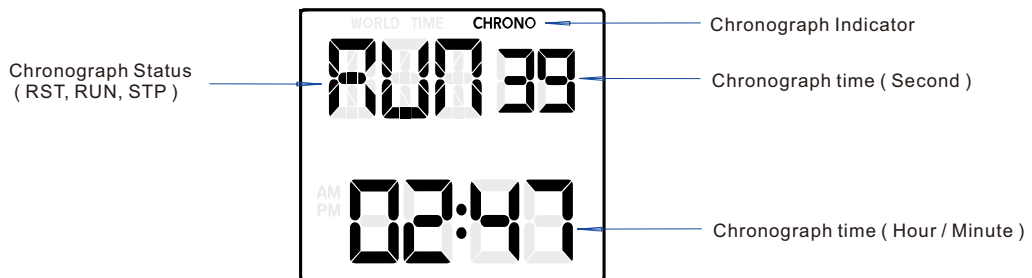
Index	City Code	City Name	UTC Offset	Remark
31	WET	Western European Time	0:00	
32	LIS	Lisbon	0:00	
33	LON	London	0:00	
34	WAT	West Africa	1:00	
35	AMS	Amsterdam	1:00	
36	BER	Berlin	1:00	
37	MAD	Madrid	1:00	
38	MCM	Monte Carlo	1:00	
39	PAR	Paris	1:00	
40	PRG	Prague	1:00	
41	ROM	Rome	1:00	
42	STO	Stockholm	1:00	
43	CAT	Central Africa Time	2:00	
44	EET	Eastern European Time	2:00	
45	SAT	South Africa Standard	2:00	
46	ATH	Athens	2:00	
47	CAI	Cairo	2:00	
48	HEL	Helsinki	2:00	
49	JRS	Jerusalem	2:00	
50	NIC	Nicosia	2:00	
51	ANK	Ankara	3:00	
52	EAT	East Africa Time	3:00	
53	BGW	Baghdad	3:00	
54	DOH	Doha	3:00	
55	JED	Jeddah	3:00	
56	MOS	Moscow	3:00	
57	THR	Tehran	3:30	
58	GST	Gulf Standard	4:00	
59	DXB	Dubai	4:00	
60	KBL	Kabul	4:30	
61	KHI	Karachi	5:00	
62	DEL	Delhi	5:30	
63	KTM	Kathmandu	5:45	
64	DAC	Dhaka	6:00	
65	RGN	Yangon	6:30	
66	CXT	Christmas Island Time	7:00	
67	BKK	Bangkok	7:00	
68	AWT	Australian Western Standard	8:00	
69	BEI	Beijing	8:00	
70	SHA	Shanghai	8:00	
71	CEB	Cebu	8:00	
72	HKG	Hong Kong	8:00	
73	KUL	Kuala Lumpur	8:00	
74	MNL	Manila	8:00	
75	PER	Perth	8:00	
76	SIN	Singapore	8:00	
77	TPE	Taipei	8:00	
78	SEO	Seoul	9:00	
79	TKY	Tokyo	9:00	
80	ADL	Adelaide	9:30	
81	AET	Australian Eastern Standard	10:00	
82	GUM	Guam	10:00	
83	SYD	Sydney	10:00	
84	NOU	Noumea	11:00	
85	WLG	Wellington	12:00	

## 4. Operation in Chronograph

The display in Chronograph mode is shown below:



When Chronograph time is less than one hour



When Chronograph time is over than one hour

### \*\*\* Chronograph Status Display Message \*\*\*

- “RST” : Chronograph is reset, all data are clean.
- “STP” : Chronograph is stopped
- “RUN” : Chronograph is running
- “SPL” : Chronograph is in Split state

### Basic Operations:



- > Press button **S1** will go back to Time display mode.
- > When Chronograph is stopped, press button **S3**, Chronograph will start timing immediately, press again of button **S3** will stop Chronograph.
- > When Chronograph is running, press button **S2**, chronograph is still running but the chronograph time is display still and message “SPL” is flashing ( As below ), after 5 seconds then go back to normal running time display.



- > When Chronograph is stopped, short press button **S2** will clear current chronograph running time.
- > When chronograph is running to maximum time, it will stop automatically and display the maximum time 23 : 59'59"99 still.
- > In any state, press button **S4** will turn on EL backlight for 3 seconds.

## 5. Module Specification

Module Diameter:	32.00 * 32.00 mm
Module Thickness:	7.70 mm
Work Temperature:	-10°C~60°C
Work Voltage:	3.0 V
Standby Work Current:	< 2.93 uA
EL illuminating average current :	< 10.7 mA
Chronograph average Current:	< 3.61 uA
Battery:	Maxell CR2025 (170mAh)
Est. Battery Enduration:	24 months

	Author	Review	Approval
Name	Tom Tang	Billy Hui	Guan
Signature			
Date	2023/9/12	2023/9/12	2023/9/12